

# Markings of goods shipped to MOTORTECH


## 1. ID-Marking of packages

Packages must be marked in accordance with the example given below (as per VDA Recommendation 4902) with the following data fields:

- MOTORTECH P/N (Part Number; also as barcode 128 or 39)
- Revision of the article
- Name of part
- Quantity per package (minimum character size: 12 mm)
- Delivery destination (minimum character size: 12 mm)
- Delivery note number
- Supplier number

For non-stackable cargo, goods with excentric center of gravity and/or in case of other special requirement (e.g. lashing) a separate, clearly visible note as per ISO780 must be attached to the package.

Example of package label:

|   |   |   |
|---|---|---|
| Part No. / Artikelnr.<br>06.73.584<br> | Revision / Index<br>A                       | Quantity / Menge<br>1250                      |
|   |   | Packing date / Verpackungsdatum<br>12.06.2013 |
| MOTORTECH Order no./MOTORTECH Bestellnr.<br>51712392  | Supplier no. / Lieferanten Nummer<br>881155 |   |
| Part Name / Bezeichnung<br>Rubber Cap   |   |   |
| Point of Delivery / Anlieferstelle<br>MOTORTECH Celle Goods Receiving   |   |   |


## 2. Multi-package Containers

- a) If delivery is effected using a multi-package container, separate sub-packages must be provided to accommodate the parts of one and the same material number. Such sub-packages must allow individual handling.
- b) Multi-package containers must contain only packages destined for the same delivery address.

## 3. ID-Marking of sub-packages

- a) Sub-packages must bear the following markings:
  - MOTORTECH P/N (Part Number; also as barcode 128 or 39)
  - Name of part
  - Quantity per package (minimum character size: 12 mm)
  - Date of packing

Example of label for sub-package / small load carrier:


|   |                       |   |
|---|-----------------------|---|
| Part No. / Artikelnr.<br>06.73.584<br> | Revision / Index<br>A | Quantity / Menge<br>1250                      |
|   |                       | Packing date / Verpackungsdatum<br>12.06.2013 |
| Part Name / Bezeichnung<br>Rubber Cap   |                       |   |

- b) The marking must be attached to the side of the load carrier / sub-package and must be clearly legible:



- c) If the consignment is accompanied by a test certificate and / or an initial sample test certificate(s) this / these must be adequately protected and appended to the outside of the package in a clearly visible location.
- d) An Initial Sample must be marked with an individual tag, tied to the item. The tag dimensions must not be below: length 100 mm x height 50 mm. The character size (height) of "Initial Sample" must be minimum 12 mm.

Example for Initial Sample individual tag:

|   |                       |   |
|---|-----------------------|---|
| Part No. / Artikelnr.<br>06.73.584<br> | Revision / Index<br>A | Quantity / Menge<br>1                         |
|   |                       | Packing date / Verpackungsdatum<br>12.06.2013 |
| Delivery note no. / Lieferschein Nr.<br>51712392  |                       |   |
| Part Name / Bezeichnung<br>Rubber Cap   |                       |   |
| <b>Initial Sample</b>   |                       |   |

End of Document.